


Vita 1 (Home Care Mattress)



An ideal choice as an entry level mattress for bed rental programs. Quality construction eliminates the need for costly overlays. To be used in hospitals, long term care facilities, nursing homes, home environments and rental programs.

V4 & V4 RE-ACT (Accommodates up to 4 ROHO® Therapeutic Surfaces)



The V4 offers maximum pressure reduction along with product flexibility. Upgraded V4 RE-ACT introduces full length transfer edges that provide patient stability for transferring and bed side ADL's while reducing patient migration between mattress and bed side rails. The V4 can easily be converted from a prevention mattress (with removable Visco "Memory Foam" Sections) to a therapeutic surface (with the addition of one or more ROHO Therapeutic Surfaces). Ideal for targeting very specific high risk areas i.e. coccyx, heels and shoulders.

Vitacare Medical Products can manufacture any mattress size needed for your specific clients needs. It is very important for all mattresses to perfectly fit all Hospital and Home Care Beds to prevent possible patient entrapment. Custom sized mattresses are not returnable.


Note: Standard Mattress Size = 6" x 36" x 80" - Custom sizes available on all Vitacare mattresses.

Weight Capacities: V2, V2+, V3-1, V3-2, V6 and PC Mattresses are 250 lbs. V1 - weight capacity of 200 lbs.

Cover: All mattresses come with a 5 way stretch, incontinent, wipeable antimicrobial cover.

Important: Foam mattresses are not recommended for patients that stay in bed 24/7.


Vita 2 & Vita 2 Plus (Pressure Reduction Mattress)



Designed for comfort and pressure reduction. High resilient Vitalux cubed foam surface increases contact area for reduced peak pressure points and the prevention of skin breakdown. The V2 mattresses have a 5 way stretch incontinent cover to enhance patient immersion and reduction in friction and shearing.

The Vita 2 Plus has reinforced transfer edges for ease of patient transferring and completion of bedside ADLs. Ideal choice for hospitals, long-term care facilities, nursing homes, home environments and rental programs.

Vita 5 (Raised Perimeter Mattress)




The Vita 5 was designed to encourage patients to rest in the mattress center and discourage rolling or unattended bed exits. The raised perimeter edge reduces the gaps between the bedrail and the mattress, limiting the risk of patient impingement of extremities. Centre cut-outs in the sturdy side bolsters make it easy to facilitate transfer and patient care.

Vita PC (Palliative Care)



The combination of a top layer of Visco "Memory Foam" surface and the plush foam foundation offers unparalleled comfort while still focusing on pressure redistribution. Recommended for palliative care when comfort is the first priority.

Vita 3 (Zoned Visco "Memory Foam" Sections)




Designed for superior comfort and enhanced pressure reduction and prevention for specific high risk areas. Both Vita 3 mattresses provide significant interface pressure reduction in the vulnerable trochanter region. Or choose the Vita 3 with a second Visco "Memory Foam" Zone, which offers enhanced pressure reduction in the heel or scapular regions. Ideal for use in hospitals, long term care facilities, nursing homes and home care environments.

Vita 6 (Premium Comfort)



Designed for superior comfort and overall pressure redistribution. The full Visco "Memory Foam" surface provides exceptional surface pressure management and weight distribution through immersion, aiding in the prevention and treatment of pressure sores. The Vita 6 has reinforced transfer edges for ease of patient transferring and completion of bedside ADL's. Ideal for use in hospitals, long term care facilities, nursing homes, home care and personal home use.

Vita B400 & B700 (Bariatric)



Designed for superior comfort, support and durability for the Bariatric patient. The tri-layer design of highly resilient, high density foams in combination with the top layer of Visco "Memory Foam" offers premium comfort and support. Vitacare Bariatric mattresses have reinforced transfer edges for ease of patient transferring and completion of bedside ADL's. The Vita B400 and B700 each come complete with a deluxe Recovery 5 cover that is: incontinent, 5 way stretchable, anti-microbial and completely removable.

Weight capacity: Vita B400 up to 400 LBS. Vita B700 up to 700 LBS. Standard Size: Vita B400 - 7"x36"x80", Vita B700 - 7"x39"x80"

www.vitacaremedical.com

Toll Free Phone: 1-800-263-9068 / Toll Free Fax: 1-866-622-0986